



DISC GOLF AT JENKINSVILLE PARK

A COMMUNITY COURSE

Queensbury Parks & Recreation Disc Golf Course located at Ridge/Jenkinsville Park is a 9-hole disc golf course designed and constructed in 2023 by professional disc golfer Jaimen Hume with assistance from Queensbury Parks & Recreation staff and several local volunteers.

WHO IS THE COURSE FOR?

This course is 9 holes with both Beginner (red, gravel) and Advanced (blue, concrete) tee pads with MVP Black Hole baskets. The course layout is well suited for families and novice players to play the beginner red tees, and more technical and challenging for experienced players from the advanced blue tees.

WHAT IS THE TERRAIN?

The course encompasses the natural terrain of the wooded areas behind the sport complex athletic fields. It consists of a mix of uneven forest floor, grass, and hilly areas throughout. The course is approximately a half-mile long and play should take less than an hour. Trails are fairly short between holes, well-marked, and easy to follow. Players can go through the course twice, throwing from both tee pad locations to make an 18-hole course of play.

WHERE DO I GET DISCS?

Discs can be checked out for free from Crandall Public Library or purchased at local stores Fountain Square Outfitters, Dick's Sporting Goods, and Common Roots Brewing Company.

WHERE DO I PARK?

- Main parking lots near Soccer and Softball fields
- Gravel lot behind the playground off of Old Cronin Road



Queensbury
PARKS &
RECREATION

742 Bay Road, Queensbury NY 12804
518-761-8216
Department Hours: M-F, 8am-4:30pm

recreation.queensbury.net



Queensbury
PARKS & RECREATION


Disc Golf Course

AT RIDGE/JENKINSVILLE PARK
133 Jenkinsville Road, Queensbury



9-hole course, par 28

FOR BEGINNERS & ADVANCED PLAYERS



DISC GOLF ETIQUETTE

- Remain quiet while others are throwing.
- Stand behind the tee pad when others are throwing.
- Do not throw if others are in the course of play.
- Pay attention to your surroundings and other park users.
- Remove disc from basket after completing the hole.
- Allow faster players to play through.
- Do not alter the course. Leave all obstacles and nature "as is" — this includes trees, branches, and stumps.
- Daytime use only. League and Tournament play please contact the Department.
- Winter use: please clear tee pads of snow before throwing.
- Additional course information can be found here: recreation.queensbury.net/outdoor/discgolfcourse

PARK ETIQUETTE

- Do not litter. Please pick up any trash and use the trash receptacle within the park.
- Lost and Found: please turn in any found items, either via the dropbox or at the Department Office, 742 Bay Road.
- Visitors using the trails should follow the one-way directional flow of the course and stay alert to flying discs.
- Dogs must be under control of the owner. Waste bags available at main parking lots; please clean up after your dog!

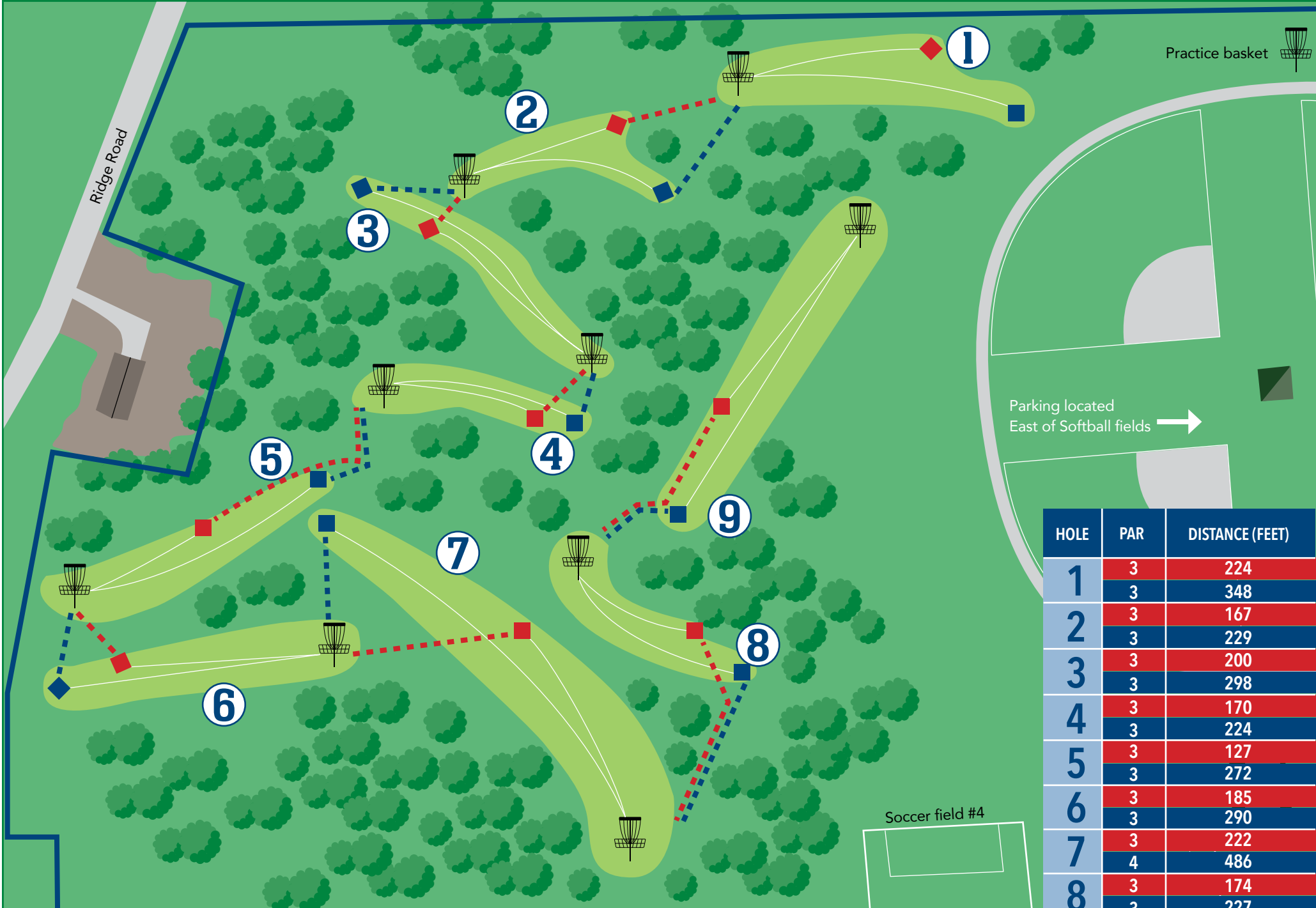
KEEP
THE
COURSE
CLEAN!





Keep score
on your phone.



SCAN TO DOWNLOAD








Practice basket 

Parking located East of Softball fields 

Soccer field #4

HOLE	PAR	DISTANCE (FEET)
1	3	224
	3	348
2	3	167
	3	229
3	3	200
	3	298
4	3	170
	3	224
5	3	127
	3	272
6	3	185
	3	290
7	3	222
	4	486
8	3	174
	3	227
9	3	255
	3	402
TOTAL	27	1,724
	28	2,776

KEY

-  Red tee — best for beginners
-  Blue tee — Advanced play
-  Fairway connector path, red tees
-  Fairway connector path, blue tees
-  Disc basket



Keep score on your phone.



SCAN TO DOWNLOAD